
Kaija Saariaho

Sept Papillons

for solo cello




Chester Music

This work was commissioned by the Rudolf Steiner Foundation. It is dedicated to Anssi Karttunen, who gave the first performance in Helsinki on 10th September 2000.





Duration: c. 11 minutes
Score available on sale: Order No. CH 62150

NOTATION

Trills should always be played up a semitone, unless otherwise specified.

-  change very gradually from one sound or one way of playing (etc.) to another.
-  diminuendo al niente
-  crescendo dal niente

All glissandi should be started at the beginning of the note value.

- S.P. sul ponticello
- S.T. sul tasto
- N normal (used with S.P. and S.T., otherwise ord.).
- E.S.P. estremamente sul ponticello: as close to the bridge as possible.
-  add bow pressure to produce a distorted sound, in which the audible pitch is totally replaced by noise, then back to tone again.
-  natural harmonic
-  move gradually from normal to harmonic sound (less and less pressure with the left hand).
-  a trill produced by alternating the finger pressure between normal (○) and light (◇). The result should be alternating normal and harmonic sounds.

SEPT PAPILLONS

for solo cello

Kaija Saariaho

Papillon I

Dolce, leggiero, libero

N → S.P. → N S.P.

I mp ppp mp

IV III II I II

gliss. gliss.

S.P. → S.T. S.P. S.P. → N S.P.

6 ppp mp 5 ppp mp 6 6 III

Leggiero

S.P. → S.T. S.P.

10 ppp mp

Lento

S.P. → S.T.

13 gliss. mf I II III

Papillon II

Leggiero, molto espressivo ♩ = c.58

S.T. → S.P.

0

I II

repeat ad lib. *mp*

φ 1

I II III

4

0 1 4

3

0 3

I II III IV

S.P. →

7

2 1

10^N

13

4 0 1

3

N → S.P.

16

0 φ

3 φ 0

3 φ 1

I II III IV

18

4

φ

3 3

φ 1

repeat ad lib., poco a poco al niente

Papillon III

Calmo, con tristezza ♩ = c.48

Papillon IV

Dolce, tranquillo

libero

S.T. → S.P. S.P. → N S.T. → S.P. → N S.P.

p *sfz* *p* *sfz*

S.T. → S.P. S.T. S.P. S.P.

p *sfz* II III *sfz*

$\text{♩} = \text{c.54}$

N

mp

N

S.P. S.P. → S.T.

f I II *p*

S.P. S.P. → S.T. S.T. → S.P.

f *pp* *pp* *mf* *ppp*

* None of the tremolandos in this movement is very fast. They may be played freely, but always slowing the speed towards the end.

Papillon V

Lento, misterioso

N → S.P. → N → S.P. → N

(I, II) 0

mp *pp*

Detailed description: This system contains measures 1 through 6. It is written in bass clef with a 2/4 time signature. Measure 1 starts with a double bar line and a finger number '0'. A dashed oval encircles the first two measures. Above the staff, a series of arrows labeled 'N' and 'S.P.' indicates phrasing. Dynamics range from mezzo-piano (*mp*) to pianissimo (*pp*).

N → S.P.

7 0

ppp 10 10 10 10

Detailed description: This system contains measures 7 through 10. It is written in bass clef. Measure 7 begins with a finger number '7' and a '0'. The music consists of a series of eighth notes. Above the staff, arrows labeled 'N' and 'S.P.' indicate phrasing. Dynamics are marked as *ppp* and *pp*. The number '10' is written below the staff in four places.

Più mosso, più passionato

9

mp *pp* *mp*

Detailed description: This system contains measures 9 through 12. It is written in bass clef. Measure 9 starts with a finger number '9'. A triplet of eighth notes is marked with a '3' above it. Above the staff, arrows labeled 'N' and 'S.P.' indicate phrasing. Dynamics range from mezzo-piano (*mp*) to pianissimo (*pp*).

rit..... Lento, misterioso

N → S.P.

13

7

pp

Detailed description: This system contains measures 13 through 16. It is written in bass clef. Measure 13 starts with a finger number '13'. Above the staff, arrows labeled 'N' and 'S.P.' indicate phrasing. A fermata is placed over measure 15. Measure 16 has a finger number '7' below it. Dynamics include *pp*. The system ends with a double bar line.

N → S.P.

17

3 7 3

Detailed description: This system contains measures 17 through 20. It is written in treble clef. Measure 17 starts with a finger number '17'. Triplet markings with '3' are present above measures 17 and 19. A fermata is placed over measure 18. Above the staff, arrows labeled 'N' and 'S.P.' indicate phrasing. Dynamics include *pp*.

S.P. → S.T.

21

pp (b a)

Detailed description: This system contains measures 21 through 24. It is written in treble clef. Measure 21 starts with a finger number '21'. Above the staff, arrows labeled 'S.P.' and 'S.T.' indicate phrasing. A fermata is placed over measure 23. Measure 24 has a finger number '(b a)' below it. Dynamics include *pp*. The system ends with a double bar line.

Papillon VI

Sempre poco nervoso, senza tempo (each 'bar' should last at least 5 seconds)

percussive
senza arco

III IV

arco

mp

gliss.

E.S.P. : noise only → S.P. → E.S.P. : noise only

5

gliss.

L.H. : *gliss. across the strings*

→ E.S.P. → S.P. → E.S.P.

(arco)

percussive
L.H. only

9

mp

mp

arco

E.S.P. noise only → S.P.

13

percussive
L.H. only

mp

mp

arco

S.P. → E.S.P.

(arco)

gliss. across all strings

*In these harmonic trills, let the open strings resonate with the trills

Papillon VII

Molto espressivo, energico (♩ = c.66-72)

S.P.
0

I II
mp sempre

repeat ad lib.

I II III

4

I II III IV

7

S.P. → N

10

N → S.P.

f

13

S.P. → N

fff *mf*

16

S.P. → S.T. N

f subito *mp* *f subito*

18

mp *f subito* *p f subito*

col legno

20

N → S.P.

mp repeat ad lib. repeat ad lib.